


USERNAME: _____

PASSWORD: _____

Welcome!



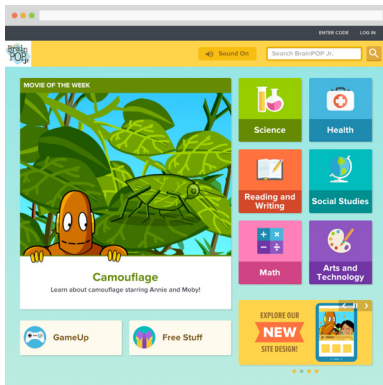
We're glad to have you, and we look forward to helping you get started with your new subscription!

BrainPOP Jr. creates digital content including animated movies, quizzes, learning games, concept mapping, and other activities. Our resources cover hundreds of topics within Science, Health, Reading & Writing, Social Studies, Math, and Arts & Technology. All content is aligned to and searchable by Common Core and state standards.

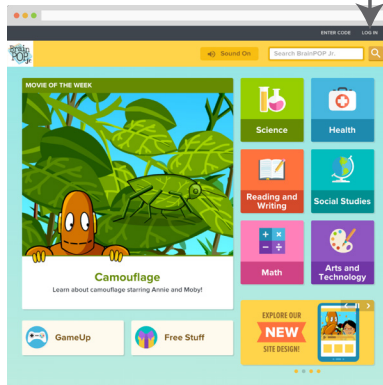
BrainPOP Jr. is delivered entirely online. You can use our resources with PCs, Macs, projectors, interactive whiteboards, tablets, or any other mobile device. Getting started is easy, but if you have any questions, you can visit our HELP (brainpop.com/help) section. Or, feel free to contact us via email at info@brainpop.com or call toll-free at 866.542.7246.

Here's How to Get Started

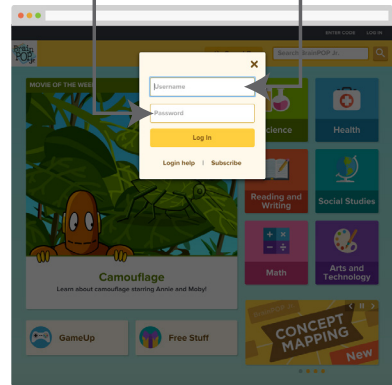
1 Go to jr.brainpop.com.



2 Click on the **LOG IN** icon at the top of the screen.



3 Enter your **USERNAME** and **PASSWORD**.

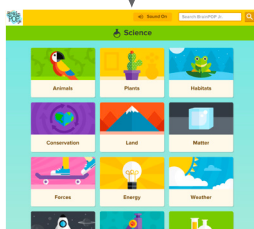


Once you're logged in, you'll have full access to the resources included in your subscription. You can find relevant content a number of ways:

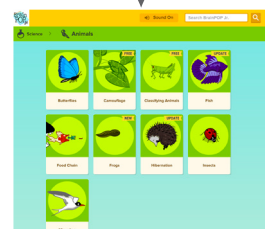
KEYWORD SEARCH



BY SUBJECTS



UNITS WITHIN SUBJECTS



Sample BrainPOP Jr. Topic Page

Interactive Features to Use Before, During, or After Viewing a Movie

BrainPOP Jr. has hundreds of topics. Here's an idea of what each one contains.

The screenshot shows the BrainPOP Jr. interface for the topic 'Camouflage'. At the top, a 'NAVIGATION' menu includes 'HOME', 'SUBJECT', 'UNIT', and 'TOPIC'. Below this is a search bar and a breadcrumb trail: 'Science > Animals > Camouflage'. The main content area features a video player with a cartoon character Annie and a speech bubble asking 'What is camouflage?'. Below the video, a subtitle reads 'Wow! That insect looks just like a leaf! --Beep!'. A grid of interactive tools is displayed, including 'Easy Quiz', 'Hard Quiz', 'Make-a-Map', 'Word Play', 'Games', 'Draw About It', 'Write About It', 'Talk About It', 'Activity', 'Belly Up', and 'Pop a Joke'. At the bottom, there are buttons for 'Teach This Topic', 'Lesson Ideas', and 'Assign Movie'.

NAVIGATION
HOME SUBJECT UNIT TOPIC

PLAY/PAUSE
Pause and discuss key concepts as you watch

QUIZZES
Use for pre- and post-assessment

GAMES
Reinforce the topic through play; including GameUp titles

ACTIVITY
Printable topic-related page

LESSON IDEAS
Find topic related lesson plans, graphic organizers, mixed quizzes, webinars, and more

ANNIE'S NOTEBOOK
Displays the questions asked in the movie; print questions in advance to scaffold learning

CLOSED CAPTIONING
Reinforce comprehension and word recognition for all students

WORD PLAY
Introduce key words and student-friendly definitions

MAKE-A-MAP
Interactive concept mapping tool

ASSIGNMENTS
Assign features to an individual student or whole class.

Troubleshooting

Supported Web Browsers Google Chrome, Internet Explorer (Version 7 or higher), Mozilla Firefox, Safari

Cookies In order for BrainPOP Jr. to run, you must have cookies enabled in your internet settings. Please refer to your browser's documentation or our FAQ (brainpop.com/faq) for instructions on how to make sure cookies are enabled.

Network Connection BrainPOP is web-based, which means you'll need internet access in order to use it. A high-speed connection is recommended, but a dial-up connection will work as well.

Filtering To ensure that you can view all BrainPOP content, confirm that brainpop.com is allowed through your network filters. This applies to both home and school users.

Mobile Users BrainPOP Jr. is available via web browsers on all mobile devices - take Annie and Moby on the go!

BrainPOP Educators

Visit our free teacher support site, BrainPOP Educators, where you'll find tips, tools, and professional development resources to help you get the most out of your subscription.