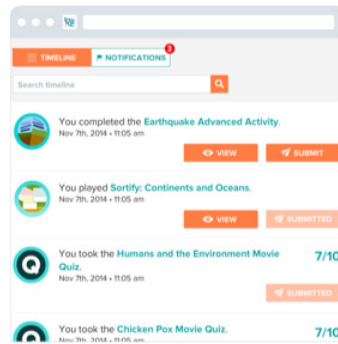


# My BrainPOP Highlights

My BrainPOP simplifies teachers' and students' ability to keep track of learning. If you have a school-wide or homeschool subscription to BrainPOP, BrainPOP Jr., and/or BrainPOP ELL, then you have access to My BrainPOP. For more information on getting started with My BrainPOP, explore the tutorials we've put together on [BrainPOP Educators](#).

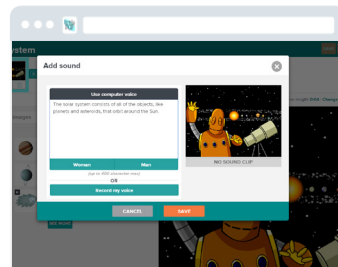
## STUDENT



## TIMELINE

Students using My BrainPOP can see a history of the movies they've watched, quizzes they've taken, and activities and challenges they've completed. They can review feedback on their work from teachers, too.

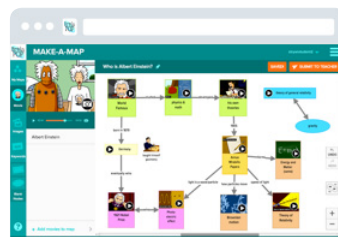
[BrainPOP](#) · [BrainPOP Jr.](#) · [BrainPOP ELL](#)



## MAKE-A-MOVIE

This easy-to-use movie-making tool invites students and teachers to produce their very own BrainPOP-style movies. Start with a topic and create your scenes using BrainPOP images and animations. Add your own drawings, narrations, and more! Students can submit movies to their teacher for feedback.

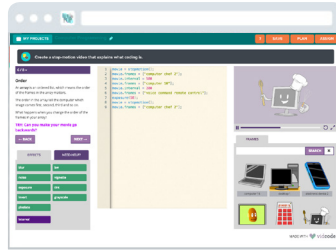
[BrainPOP](#)



## MAKE-A-MAP

This tool allows students to create concept maps and connect and develop ideas as they explore our resources. Students can include a written explanation of their thought process and submit maps to a teacher for feedback.

[BrainPOP](#) · [BrainPOP Jr.](#) · [BrainPOP ELL](#)



## CODING PROJECTS

Our Creative Coding feature – developed in partnership with Vidcode – takes a project-based approach to the teaching of coding. Students can show what they know about a given topic – across the curriculum – by coding their own meme, stop motion animation, Doodle Augmented Reality, or Newscast using our assets. Even with little or no prior coding experience, teachers and students can jump right into these scaffolded projects.

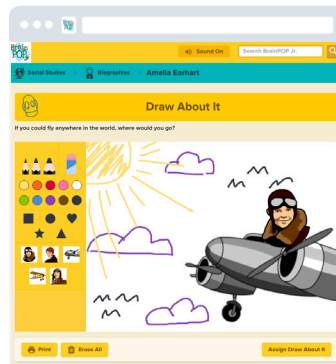
[BrainPOP](#)



## SNAPTHOUGHT

With SnapThought, available on select GameUp titles, students can capture and reflect on key moments in game play. They can describe their thinking, make predictions, and draw conclusions. These reflections can be submitted to a teacher for feedback.

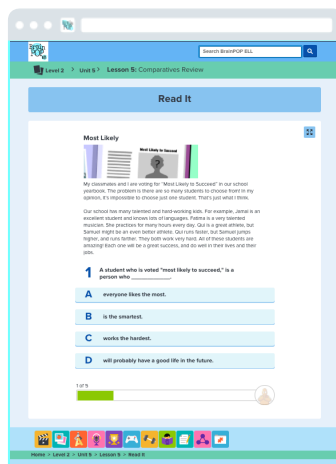
[BrainPOP · BrainPOP Jr.](#)



## FEATURES ON BRAINPOP JR.

For each topic, BrainPOP Jr. provides leveled quizzes and additional features that meet the needs of different learning styles. Talk About It is a graphic organizer, Draw About It is a drawing prompt, and Word Play allows student to play with and explore vocabulary in a whole new way. These features are printable and can be submitted by students through My BrainPOP.

[BrainPOP Jr.](#)

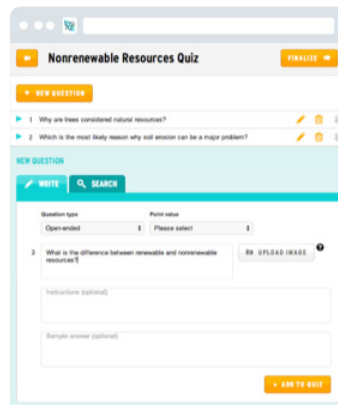
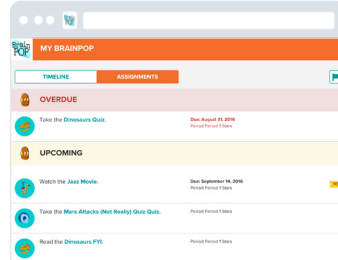
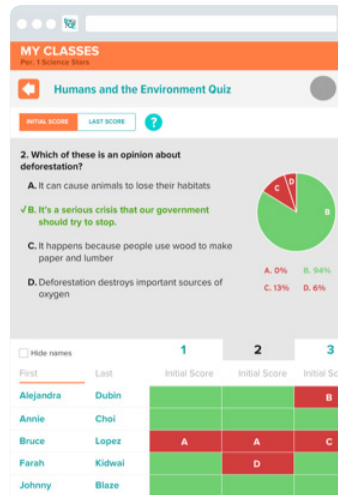
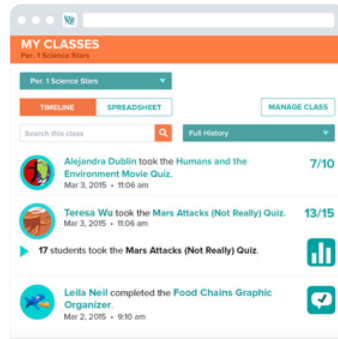


## FEATURES ON BRAINPOP ELL

Accompanying each BrainPOP ELL lesson, these activities help ELLs with reading comprehension and writing skills. Earlier levels focus on letter and sound recognition, while later levels move on to simple paragraphs and essays.

Work done within Read It! and Write It! can be submitted for feedback through My BrainPOP and will appear on students' timelines.

[BrainPOP ELL](#)



## MY CLASSES

With My BrainPOP, teachers can set up classes and track students' work. They can provide students feedback on their quizzes, maps, and other features. On BrainPOP ELL, placement test progress and performance will appear as well.

[BrainPOP](#) · [BrainPOP Jr.](#) · [BrainPOP ELL](#)

## CLASS SUMMARY

Class quiz results are broken down question by question and student by student, revealing the areas that need further clarification. Class game results can help teachers assess student performance on different concepts covered in the game.

[BrainPOP](#) · [BrainPOP Jr.](#) · [BrainPOP ELL](#)

## ASSIGNMENTS

Assign anything we offer – movies, quizzes, concept maps, Challenges, GameUp games, FYIs, and more! Students can submit their work for feedback, and you can track their progress through My Classes.

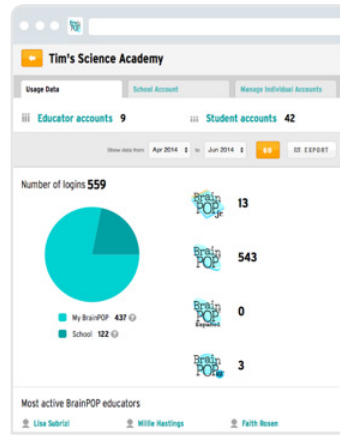
[BrainPOP](#) · [BrainPOP Jr.](#)

## QUIZ MIXER

Customize assessment: build your own BrainPOP-style quizzes with the Quiz Mixer! Use our bank of questions and edit them to meet your needs, or write your own, including open-ended and poll questions.

[BrainPOP](#)

## ADMIN



## USAGE DATA

Administrators can view usage data, see the most popular BrainPOP movies at their school, and identify the educators who are most active on BrainPOP.

[BrainPOP](#) · [BrainPOP Jr.](#) · [BrainPOP ELL](#)

ADMIN DASHBOARD

Tim's Science Academy | School Info | CSV Log

EDUCATORS | STUDENTS | USAGE DATA

ADD EDUCATORS | EXPORT CSV

	First Name	Last Name	Username	Educator ID	Email
<input type="checkbox"/>	Eme	Aglin	aglin@timssci.edu		eme@timssci.edu
<input type="checkbox"/>	Hope	Arnold	arnold@timssci.edu		hope@timssci.edu
<input type="checkbox"/>	Gorkem	Balbay	balbay@timssci.edu		gorkem@timssci.edu
<input type="checkbox"/>	Fezile	Bear	bear@timssci.edu		fezile@timssci.edu
<input type="checkbox"/>	Chris	Bradford	bradford@timssci.edu		chris@timssci.edu
<input type="checkbox"/>	Enid	Brown	brown@timssci.edu		enid@timssci.edu
<input type="checkbox"/>	Annie	Chal	chal@timssci.edu		annie@timssci.edu
<input type="checkbox"/>	Annie	Chal	chal@timssci.edu		annie@timssci.edu
<input type="checkbox"/>	Boa	edu	edu@timssci.edu		boa@timssci.edu

## MANAGE USERS

Create multiple student and educator My BrainPOP accounts at the same time, making onboarding quicker and easier.

[BrainPOP](#) · [BrainPOP Jr.](#) · [BrainPOP ELL](#)