













# Pacing Guide: Effect of Post-Civil War Policies on the Civil Rights movements.

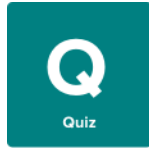
Grade Level: **Eighth Grade** | Duration: **1 week**

BrainPOP Topics: (1) **Reconstruction** (2) **Jim Crow** (3) **Civil Rights**

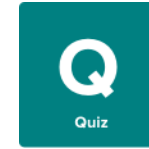
	DAY 1 - 30 Min	DAY 2 - 30 min	DAY 3 - 30 min	DAY 4 - 30 min	Day 5 - 40 min
<p><b>Build Background</b></p> <p>Watch the movie, pausing to reflect on content.</p>	 <p>Watch Movie: <a href="#">Reconstruction</a></p>	 <p>Re-watch Movie: <a href="#">Reconstruction</a></p>	 <p>Watch Movie: <a href="#">Jim Crow</a></p>	 <p>Re-watch Movie: <a href="#">Jim Crow</a></p>	 <p>Watch Movie: <a href="#">Civil Rights</a></p>
<p><b>Think &amp; Do</b></p> <p>Engage with a grade-level resource.</p>	 <p>Vocabulary Development: <a href="#">Reconstruction</a></p>	 <p>Apply Knowledge: <a href="#">Reconstruction</a></p>	 <p>Vocabulary Development: <a href="#">Jim Crow</a></p>	 <p>Apply Knowledge: <a href="#">Jim Crow</a></p>	 <p>Apply Knowledge: <a href="#">Civil Rights</a></p>

**Assess**

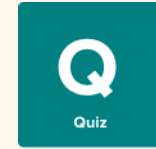
Take a quiz and review score.



Test Yourself:  
[Reconstruction](#)

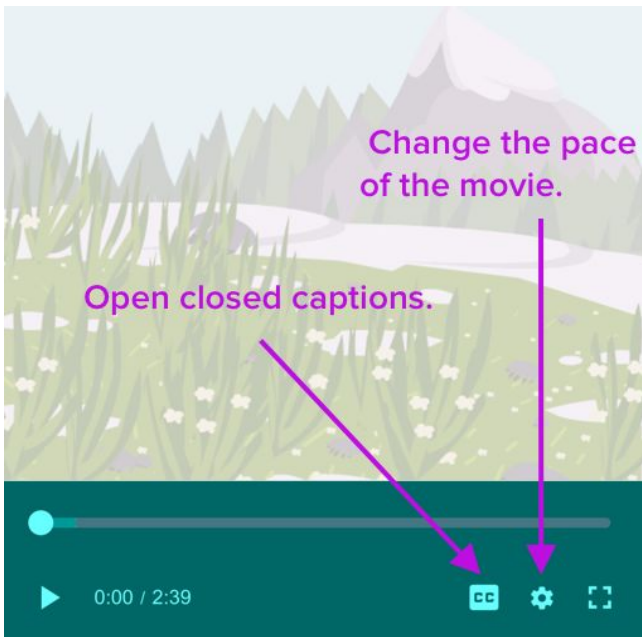


Test Yourself:  
[Jim Crow](#)



Test Yourself:  
[Civil Rights](#)

## Movie-Viewing Tips



# CCSS

Standard	Topic/Activity
<p>CCSS.ELA-LITERACY.RI.8.1 Cite the textual evidence that most strongly supports an analysis of what the text says explicitly as well as inferences drawn from the text.</p>	<p><b>Build Background</b></p> <p>Watch and discuss movies:  <a href="#">Reconstruction</a>  <a href="#">Jim Crow</a>  <a href="#">Civil Rights</a></p>
<p>CCSS.ELA-LITERACY.RH.6-8.4 Determine the meaning of words and phrases as they are used in a text, including vocabulary specific to domains related to history/social studies.</p>	<p><b>Think &amp; Do</b></p> <p><a href="#">Vocabulary: Reconstruction</a>  <a href="#">Vocabulary: Jim Crow</a></p>
<p>CCSS.ELA-LITERACY.RI.8.3 Analyze how a text makes connections among and distinctions between individuals, ideas, or events (e.g., through comparisons, analogies, or categories).</p>	<p><b>Think &amp; Do</b></p> <p><a href="#">Challenge: Jim Crow</a></p>
<p>CCSS.ELA-LITERACY.RH.6-8.7 Integrate visual information (e.g., in charts, graphs, photographs, videos, or maps) with other information in print and digital texts.</p>	<p><b>Think &amp; Do</b></p> <p><a href="#">Make-a-Movie: Civil Rights</a></p>
<p>CCSS.ELA-LITERACY.RI.8.3 Analyze how a text makes connections among and distinctions between individuals, ideas, or events (e.g., through comparisons, analogies, or categories).</p>	<p><b>Think &amp; Do</b></p> <p><a href="#">Worksheet: Reconstruction</a></p>
<p>CCSS.ELA-LITERACY.RH.6-8.1 Cite specific textual evidence to support analysis of primary and secondary sources.</p> <p>CCSS.ELA-LITERACY.RH.6-8.3 Identify key steps in a text's description of a process related to history/social studies (e.g., how a bill becomes law, how interest rates are raised or lowered).</p>	<p><b>Assess :</b></p> <p><a href="#">Quiz: Reconstruction</a>  <a href="#">Quiz: Jim Crow</a>  <a href="#">Quiz: Civil Rights</a></p>