






# Pacing Guide: **Story Elements**

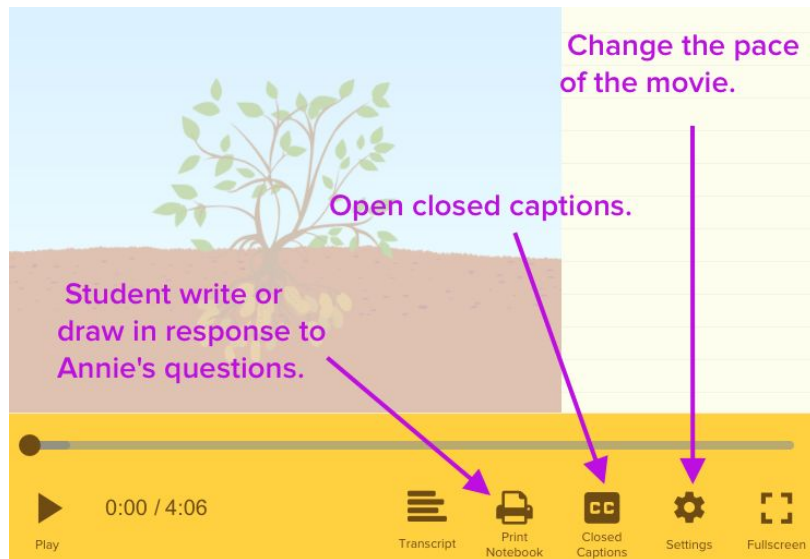
Grade Level: **Third Grade** | Duration: **1 week**

BrainPOP Topics: (1) **Plot** (2) **Character**, (3) **Theme**

	DAY 1 - 30 Min	DAY 2 - 30 min	DAY 3 - 30 min	DAY 4 - 30 min	Day 5 - 40 min
<p><b>Build Background</b></p> <p>Watch the movie, pausing to reflect or answer Annie's Notebook questions.</p>	 <p>Watch Movie:</p> <p><a href="#">Plot</a></p>	 <p>Re-watch Movie:</p> <p><a href="#">Plot</a></p>	 <p>Watch Movie:</p> <p><a href="#">Character</a></p>	 <p>Re-watch Movie:</p> <p><a href="#">Character</a></p>	 <p>Watch Movie:</p> <p><a href="#">Theme</a></p>
<p><b>Think &amp; Do</b></p> <p>Engage with a grade-level resource.</p>	 <p>Vocabulary Development:</p> <p><a href="#">Plot</a></p>	 <p>Apply Knowledge:</p> <p><a href="#">Plot</a></p>	 <p>Vocabulary Development:</p> <p><a href="#">Character</a></p>	 <p>Apply Knowledge:</p> <p><a href="#">Character</a></p>	 <p>Apply Knowledge:</p> <p><a href="#">Map details about plot and characters to identify a story's theme.</a></p> <p>View <a href="#">rubric</a>.</p>

<p><b>Assess</b></p> <p>Take a quiz and review score.</p>		<p> <b>Hard Quiz</b></p> <p>Test Yourself:</p> <p><a href="#">Plot</a></p>		<p> <b>Hard Quiz</b></p> <p>Test Yourself:</p> <p><a href="#">Character</a></p>	<p> <b>Hard Quiz</b></p> <p>Test Yourself:</p> <p><a href="#">Theme</a></p>
---	--	--	--	---	---

### Movie-Viewing Tips



### CCSS

Standard	Activity
<p><a href="#">CCSS.ELA-LITERACY.RL.3.1</a></p> <p>Ask and answer questions to demonstrate understanding of a text, referring explicitly to the text as the basis for the answers.</p>	<p><b>Build Background</b></p> <p>Watch and discuss movies:</p>

	<a href="#">Plot</a> <a href="#">Character</a> <a href="#">Theme</a>
<a href="#">CCSS.ELA-LITERACY.RL.3.4</a> Determine the meaning of words and phrases as they are used in a text, distinguishing literal from nonliteral language	<b>Think &amp; Do</b> <a href="#">Word Play: Plot</a> <a href="#">Word Play: Character</a>
<a href="#">CCSS.ELA-LITERACY.RL.3.2</a> Recount stories, including fables, folktales, and myths from diverse cultures; determine the central message, lesson, or moral and explain how it is conveyed through key details in the text.	<b>Think &amp; Do</b> <a href="#">Make-A-Map: Theme</a>
<a href="#">CCSS.ELA-LITERACY.RL.3.3</a> Describe characters in a story (e.g., their traits, motivations, or feelings) and explain how their actions contribute to the sequence of events	<b>Think &amp; Do</b> <a href="#">Activity: Character</a>
<a href="#">CCSS.ELA-LITERACY.RL.3.5</a> Refer to parts of stories, dramas, and poems when writing or speaking about a text, using terms such as chapter, scene, and stanza; describe how each successive part builds on earlier sections.	<b>Think &amp; Do</b> <a href="#">Write About It: Plot</a>
<a href="#">CCSS.ELA-LITERACY.CCRA.R.3</a> Analyze how and why individuals, events, or ideas develop and interact over the course of a text.	<b>Assess</b> <a href="#">Quiz: Plot</a> <a href="#">Quiz: Character</a> <a href="#">Quiz: Theme</a>