












## Pacing Guide: **Author Study**

Grade Level: **Kindergarten** | Duration: **1 week**

BrainPOP Topics: (1) **Dr Seuss** (2) **Cynthia Rylant**

	DAY 1 - 30 Min	DAY 2 - 30 min	DAY 3 - 30 min	DAY 4 - 30 min	Day 5 - 40 min
<p><b>Build Background</b></p> <p>Watch the movie, pausing to reflect or answer Annie's Notebook questions.</p>	 <p>Watch Movie: <a href="#">Dr Seuss</a></p>	 <p>Re-watch Movie: <a href="#">Dr Seuss</a></p>	 <p>Watch Movie: <a href="#">Cynthia Rylant</a></p>	 <p>Re-watch Movie: <a href="#">Cynthia Rylant</a></p>	<p>Re-watch Movies: <a href="#">Dr Seuss</a> <a href="#">Cynthia Rylant</a></p>
<p><b>Think &amp; Do</b></p> <p>Engage with a grade-level resource.</p>	 <p>Vocabulary Development: <a href="#">Dr Seuss</a></p>	 <p>Apply Knowledge: <a href="#">Dr Seuss</a></p> <p>Add facts about Dr. Seuss in pictures and/or words.</p> <p>View <a href="#">rubric</a>.</p>	 <p>Vocabulary Development: <a href="#">Cynthia Rylant</a></p>	 <p>Apply Knowledge: Return to the <a href="#">Dr. Seuss Make-a-Map</a> and add facts about Cynthia Rylant.</p> <p>View <a href="#">rubric</a>.</p>	 <p>Apply Knowledge: Return to the <a href="#">Make-a-Map</a> and group facts that are alike. Label them.</p> <p>View <a href="#">rubric</a>.</p>

### Assess

Take a quiz and review score.



Test Yourself:

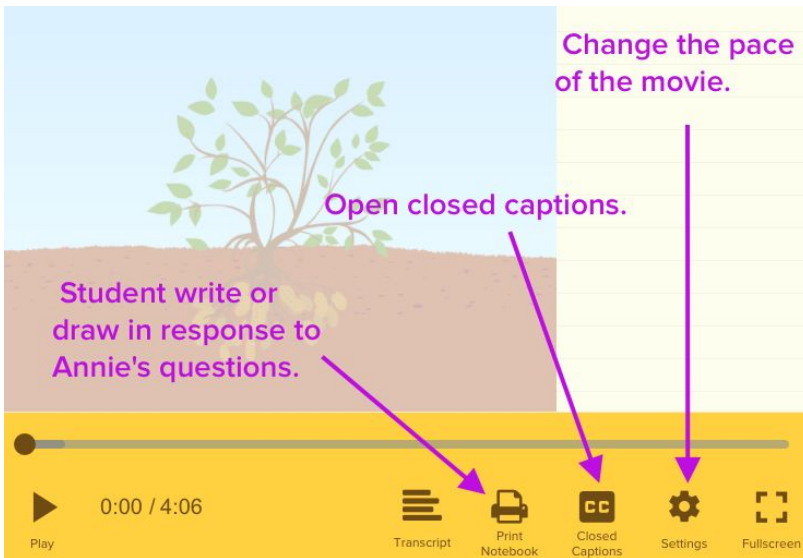
[Dr Seuss](#)



Test Yourself:

[Cynthia Rylant](#)

### Movie-Viewing Tips



### CCSS

Standard	Activity
<p><a href="#">CCSS.ELA-LITERACY.RL.K.1</a> With prompting and support, ask and answer questions about key details in a text.</p>	<p><b>Build Background</b> Watch and discuss movies:</p>

<p><a href="#">CCSS.ELA-LITERACY.RL.K.3</a>          With prompting and support, identify characters, settings, and major events in a story.</p>	<p><a href="#">Dr Seuss</a>  <a href="#">Cynthia Rylant</a></p> <p><b>Think &amp; Do</b></p> <p><a href="#">Make-A-Map: Dr Seuss &amp; Cythia Rylant</a></p>
<p><a href="#">CCSS.ELA-LITERACY.RL.K.4</a>          Ask and answer questions about unknown words in a text.</p>	<p><b>Think &amp; Do</b></p> <p><a href="#">Word Play: Dr Seuss</a>  <a href="#">Word Play: Cynthia Rylant</a></p>
<p><a href="#">CCSS.ELA-LITERACY.RL.K.6</a>          With prompting and support, name the author and illustrator of a story and define the role of each in telling the story.  <a href="#">CCSS.ELA-LITERACY.RL.K.5</a>          Recognize common types of texts (e.g., storybooks, poems).</p>	<p><b>Assess</b></p> <p><a href="#">Quiz: Dr Seuss</a>  <a href="#">Quiz: Cythia Rylant</a></p>