












# Pacing Guide: **Nonfiction Writing**

Grade Level: **Sixth Grade** | Duration: **1 week**

BrainPOP Topics: (1) Types of Writing, (2) Fact and Opinion

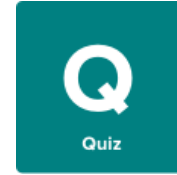
	DAY 1 - 30 Min	DAY 2 - 30 min	DAY 3 - 30 min	DAY 4 - 30 min	Day 5 - 40 min
<p><b>Build Background</b></p> <p>Watch the movie, pausing to reflect on content.</p>	 Watch Movie: <a href="#">Types of Writing</a>	 Re-Watch Movie: <a href="#">Types of Writing</a>	 Watch Movie: <a href="#">Fact and Opinion</a>	 Re-watch Movie: <a href="#">Fact and Opinion</a>	Re-watch Movies (optional):  <a href="#">Types of Writing</a> <a href="#">Fact and Opinion</a>
<p><b>Think &amp; Do</b></p> <p>Engage with a grade-level appropriate feature or tool</p>	 Vocabulary Development: <a href="#">Types of Writing</a>	 Apply Knowledge: <a href="#">Types of Writing</a>  Choose two types of non-fiction writing. Compare and contrast writing strategies authors use.	 Vocabulary Development: <a href="#">Fact and Opinion</a>	 Apply Knowledge: <a href="#">Fact and Opinion</a>	 Apply Knowledge: <a href="#">What is the purpose of nonfiction writing?</a>  View <a href="#">rubric</a> .

**Assess**

Take a topic quiz and review your score.

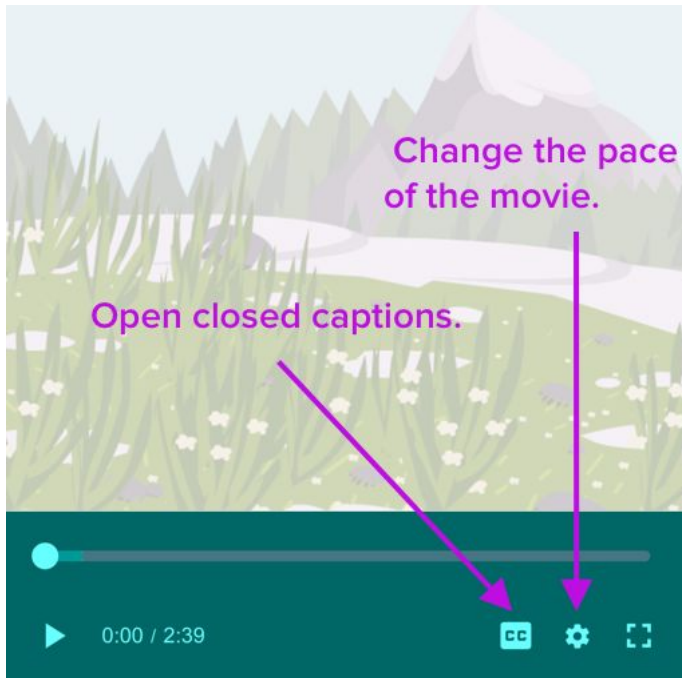


Test Yourself:  
[Types of Writing](#)



Test Yourself:  
[Fact and Opinion](#)

### Movie Viewing Tips



### CCSS

<b>Standard</b>	<b>Activity</b>
-----------------	-----------------

<p><a href="#">CCSS.ELA-LITERACY.RI.6.7</a> Integrate information presented in different media or formats (e.g., visually, quantitatively) as well as in words to develop a coherent understanding of a topic or issue.</p>	<p><b>Building Background:</b> Watch and discuss movies: <a href="#">Types of Writing Fact and Opinion</a></p>
<p><a href="#">CCSS.ELA-Literacy.L.6.6</a> Acquire and use accurately grade-appropriate general academic and domain-specific words and phrases; gather vocabulary knowledge when considering a word or phrase important to comprehension or expression.</p>	<p><b>Think &amp; Do</b> <a href="#">Vocabulary Development: Types of Writing</a></p>
<p><a href="#">CCSS.ELA-LITERACY.RI.6.8</a> Trace and evaluate the argument and specific claims in a text, distinguishing claims that are supported by reasons and evidence from claims that are not.</p>	<p><b>Think &amp; Do</b> <a href="#">Graphic Organizer: Fact and Opinion</a></p>
<p><a href="#">CCSS.ELA-LITERACY.RI.6.7</a> Integrate information presented in different media or formats (e.g., visually, quantitatively) as well as in words to develop a coherent understanding of a topic or issue.</p>	<p><b>Think &amp; Do</b> <a href="#">Make-A-Map: Types of Writing</a></p>
<p><a href="#">CCSS.ELA-LITERACY.SL.6.2</a> Interpret information presented in diverse media and formats (e.g., visually, quantitatively, orally) and explain how it contributes to a topic, text, or issue under study.</p> <p><a href="#">CCSS.ELA-LITERACY.SL.6.5</a> Include multimedia components (e.g., graphics, images, music, sound) and visual displays in presentations to clarify information.</p> <p><a href="#">CCSS.ELA-LITERACY.W.6.4</a></p>	<p><b>Think &amp; Do</b> <a href="#">Make-A-Movie: Types of Writing</a></p>

<p>Produce clear and coherent writing in which the development, organization, and style are appropriate to task, purpose, and audience.</p>	
<p><a href="#">CCSS.ELA-Literacy.RI.6.2</a> Determine a central idea of a text and how it is conveyed through particular details; provide a summary of the text distinct from personal opinions or judgments.</p>	<p><b>Assessment:</b> <a href="#">Quiz: Types of Writing</a> <a href="#">Quiz: Fact and Opinion</a></p>