











Grade Level: **Third Grade** | Duration: **1 week**

BrainPOP Topics: (1) **Online Safety** (2) **Digital Etiquette**

	DAY 1 - 30 Min	DAY 2 - 40 min	DAY 3 - 30 min	DAY 4 - 30 min	Day 5 - 30 min
<p><b>Build Background</b></p> <p>Watch the movie, pausing to reflect on content.</p>	 <p>Watch Movie: <a href="#">Online Safety</a></p>	 <p>Re-watch Movie: <a href="#">Online Safety</a></p>	 <p>Watch Movie: <a href="#">Digital Etiquette</a></p>	 <p>Re-watch Movie: <a href="#">Digital Etiquette</a></p>	<p>Re-watch Movies (optional): <a href="#">Online Safety</a> <a href="#">Digital Etiquette</a></p>
<p><b>Think &amp; Do</b></p> <p>Engage with a grade-level appropriate feature or tool.</p>	 <p>Vocabulary Development: <a href="#">Online Safety</a></p>	 <p>Apply Knowledge: <a href="#">Describe Cassie's six rules for online safety. Give an example for each.</a> View <a href="#">rubric</a>.</p>	 <p>Vocabulary Development: <a href="#">Digital Etiquette</a></p>	 <p>Apply Knowledge: <a href="#">Digital Etiquette</a></p>	 <p>Apply Knowledge: <a href="#">How can kids be safe and polite online?</a> View <a href="#">rubric</a>.</p>

### Assess

Take a topic quiz and review your score.

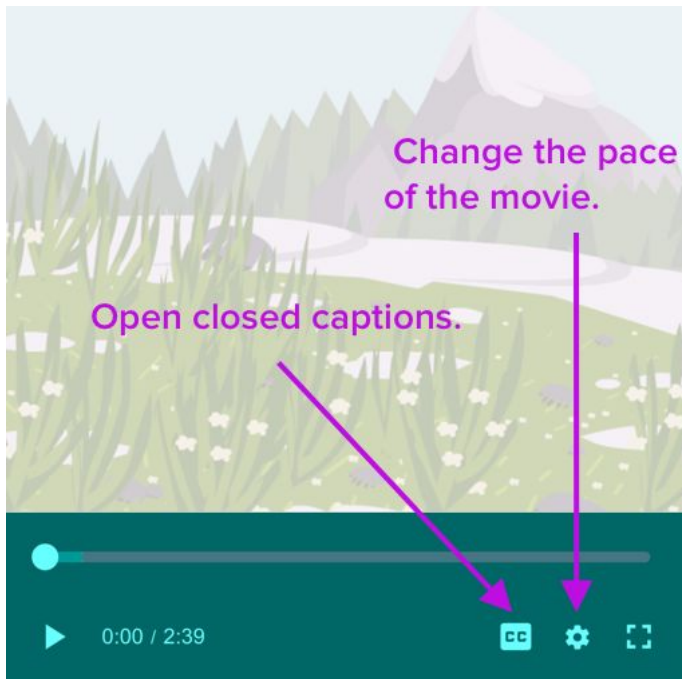


Challenge:  
[Online Safety](#)



Challenge:  
[Digital Etiquette](#)

## Movie Viewing Tips



CCSS

Standard	Activity
<p><a href="#">CCSS.ELA-LITERACY.RI.3.1</a> Ask and answer questions to demonstrate understanding of a text, referring explicitly to the text as the basis for the answers.</p>	<p><b>Build Background</b></p> <p>Watch and discuss movies:</p> <p><a href="#">Online Safety</a> <a href="#">Digital Etiquette</a></p>
<p><a href="#">CCSS.ELA-LITERACY.L.3.4</a> Determine or clarify the meaning of unknown and multiple-meaning words and phrases based on grade 3 reading and content, choosing flexibly from a range of strategies.</p>	<p><b>Think &amp; Do</b></p> <p><a href="#">Vocabulary: Online Safety</a> <a href="#">Vocabulary: Digital Etiquette</a></p>
<p><a href="#">CCSS.ELA-LITERACY.RI.3.7</a> Use information gained from illustrations (e.g., maps, photographs) and the words in a text to demonstrate understanding of the text (e.g., where, when, why, and how key events occur).</p>	<p><b>Think &amp; Do</b></p> <p><a href="#">Worksheet: Digital Etiquette</a></p>
<p><a href="#">CCSS.ELA-LITERACY.SL.3.2</a> Determine the main ideas and supporting details of a text read aloud or information presented in diverse media and formats, including visually, quantitatively, and orally.</p> <p><a href="#">CCSS.ELA-LITERACY.SL.3.4</a> Report on a topic or text, tell a story, or recount an experience with appropriate facts and relevant, descriptive details, speaking clearly at an understandable pace.</p> <p><a href="#">CCSS.ELA-LITERACY.SL.3.5</a> Create engaging audio recordings of stories or poems that demonstrate fluid reading at an understandable pace; add visual displays when appropriate to emphasize or enhance certain facts or details.</p> <p><a href="#">CCSS.ELA-LITERACY.W.3.4</a></p>	<p><b>Think &amp; Do</b></p> <p><a href="#">Make-a-Map: Online Safety</a> <a href="#">Make-a-Movie: Digital Etiquette</a></p>

With guidance and support from adults, produce writing in which the development and organization are appropriate to task and purpose.

[CCSS.ELA-LITERACY.RI.3.1](#)

Ask and answer questions to demonstrate understanding of a text, referring explicitly to the text as the basis for the answers.

[CCSS.ELA-LITERACY.RI.3.2](#)

Determine the main idea of a text; recount the key details and explain how they support the main idea.

**Assess**

[Challenge: Online Safety](#)

[Challenge: Digital Etiquette](#)